

KIT OMEGAS DIRECT (4 cyl.)



FEATURES

The LANDIRENZO OMEGAS DIRECT system represents a new evolution of the conventional sequential natural gas system: it was designed for conversion of direct injection engines to LPG, an increasingly popular fuel.

The LANDIRENZO LPG system cuts polluting emissions, helping to improve air quality and guaranteeing compliance with increasingly strict environmental standards.

Advanced technology permits the Omegas Direct system to guarantee high performance while preserving the engine over the years. The latest generation injector rail is safe because it guarantees accurate fuel dosage to optimise combustion.

The Omegas Direct LPG system interacts with the petrol system and offers OBDII connectivity via the K and CAN protocols for advanced gas system diagnostics.

Omegas Direct is available in several different versions to adapt to vehicles with different cubic capacities, including turbo engines.

COMPOSITION

KIT

- PRESSURE REGULATOR
- ECU
- SQUARE SWITCH
- MAP SENSOR
- UNCOUPLE WIRING HARNESS
- GAS FILTER
- HOSES & PIPES
- T CONNECTORS
- CLAMPS
- WATER SENSOR
- BRACKETS

MINIKIT

- PRESSURE REGULATOR
- ECU
- SQUARE SWITCH
- MAP SENSOR
- UNCOUPLE WIRING HARNESS
- GAS FILTER
- WATER SENSOR

MAINTENANCE

- Gas filter replacement (low pressure circuit) and controls (20.000 km).
- Gas injectors overhaul (60.000 km).
- Pressure regulator maintenance service (80.000 km).








HOMOLOGATIONS

DGM (Italy) 59598 LPG Injection systems Euro 5 - 6 for power (kW / cylinder) from 9kW to 45kW

DGM (Italy) 59526 LPG turbo engines systems Euro 3 - 4 for power (kW / cylinder) from 1040cc to 2480cc

DGM (Italy) 59626 LPG aspirated systems Euro 3 - 4 for power (kW / cylinder) from 1200cc a 1990cc (only GI25 injectors)

COMPONENTS

PRESSURE REGULATOR 	LI10 / LI10M		PRESSURE REGULATOR 	LI12	
	NOMINAL OPERATING	40 Kg		NOMINAL OPERATING	30 Kg
	OPERATING PRESSURE	0,95 bar (LI10) - 1,2 bar (LI10M)		OPERATING PRESSURE	0,95 bar
	PRESSURE SETTING SAFETY VALVE	4 bar relative		PRESSURE SETTING SAFETY VALVE	4 bar relative
	WORKING TEMPERATURE	-20°C ÷ 120°C		WORKING TEMPERATURE	-20°C ÷ 120°C
	ELECTRIC FEATURES COIL SOLENOID	12V - 11W		ELECTRIC FEATURES COIL SOLENOID	12V - 11W
ECU 	OMEGAS DIRECT 3.0		ECU 	OMEGAS DIRECT 1.0	
	CLASS IP	IP6K9K		CLASS IP	IP6K9K
	VOLTAGE POWER	10-16 Vdc		VOLTAGE POWER	10-16 Vdc
	WORKING TEMPERATURE	-40°C ÷ 120°C		WORKING TEMPERATURE	-40°C ÷ 120°C
	ENTRY CONNECTION	60 PIN		ENTRY CONNECTION	60 e 48 PIN
	DIMENSION	196x163x43 mm		DIMENSION	220x189x43 mm
RAIL INJECTORS 	GIRS12		RAIL INJECTORS 	GI25	
	INJECTOR TYPE	Normally closed		INJECTOR TYPE	Normally closed
	CLASS IP	IP54		CLASS IP	IP54
	CONNECTOR	MTA HP6		CONNECTOR	Tyco JPT
	WORKING TEMPERATURE	-40°C ÷ 120°C		WORKING TEMPERATURE	-30°C ÷ 95°C
	WORKING PRESSURE (RELATIVE)	Max 3bar		WORKING PRESSURE (RELATIVE)	Max 3bar
	VOLTAGE - CURRENT WORKING	9/16V - 1,5A		VOLTAGE - CURRENT WORKING	8,5/16V - 1,5A
	OPENING - CLOSING TIME	1,9 ms - 2,0 ms		OPENING - CLOSING TIME	1,7 ms - 1,55 ms
SWITCH 	SQUARE				
	<p>An electronic control module with the characteristic square shape whose functions are:</p> <ul style="list-style-type: none"> • gas / gasoline switch and indication fuel in use by means of two LEDs • display of the quantity of gas present in the tank using 5 LEDs. <p>The switch also has a buzzer which comes into operation in the following conditions: back to petrol for low pressure, back to petrol for diagnosis.</p>				

VERSIONS

DESCRIPTION	CYL.	PRESSURE REGULATOR	KW	ECU	RAIL
KIT LPG 2-4C LI12 OMEGAS DIRECT 3.0	2-4	LI12	90 - 120	OMEGAS DIRECT 3.0	GIRS12
KIT GPL 2-4C LI10 OMEGAS DIRECT 3.0	2-4	LI10	140 - 160	OMEGAS DIRECT 3.0	GIRS12
KIT LPG 2-4C LI10M OMEGAS DIRECT 3.0	2-4	LI10M	180 - 200	OMEGAS DIRECT 3.0	GIRS12
KIT LPG 2-4C LI12 OMEGAS DIRECT	2-4	LI12	90 - 120	OMEGAS DIRECT	GI25
KIT LPG 2-4C LI10 OMEGAS DIRECT	2-4	LI10	140 - 160	OMEGAS DIRECT	GI25
KIT LPG 2-4C GI25 LI12 OMEGAS DIRECT 3.0	2-4	LI12	90 - 120	OMEGAS DIRECT 3.0	GI25
KIT GPL 2-4C GI25 LI10 OMEGAS DIRECT 3.0	2-4	LI10	140 - 160	OMEGAS DIRECT 3.0	GI25
KIT LPG 2-4C GI25 LI10M OMEGAS DIRECT 3.0	2-4	LI10M	180 - 200	OMEGAS DIRECT 3.0	GI25
MINIKIT LPG 2-4C LI12 OMEGAS DIRECT 3.0	2-4	LI12	90 - 120	OMEGAS DIRECT 3.0	GIRS12
MINIKIT GPL 2-4C LI10 OMEGAS DIRECT 3.0	2-4	LI10	140 - 160	OMEGAS DIRECT 3.0	GIRS12
MINIKIT LPG 2-4C LI10M OMEGAS DIRECT 3.0	2-4	LI10M	180 - 200	OMEGAS DIRECT 3.0	GIRS12
MINIKIT LPG 2-4C LI12 OMEGAS DIRECT	2-4	LI12	90 - 120	OMEGAS DIRECT	GI25
MINIKIT LPG 2-4C LI10 OMEGAS DIRECT	2-4	LI10	140 - 160	OMEGAS DIRECT	GI25
MINIKIT LPG 2-4C GI25 LI12 OMEGAS DIRECT 3.0	2-4	LI12	90 - 120	OMEGAS DIRECT 3.0	GI25
MINIKIT GPL 2-4C GI25 LI10 OMEGAS DIRECT 3.0	2-4	LI10	140 - 160	OMEGAS DIRECT 3.0	GI25
MINIKIT LPG 2-4C GI25 LI10M OMEGAS DIRECT 3.0	2-4	LI10M	180 - 200	OMEGAS DIRECT 3.0	GI25
KIT LPG 2-4C LI12 OMEGAS DIRECT PSA	2-4	LI12	90 - 120	OMEGAS DIRECT	GIRS12
KIT LPG 2-4C LI12 OMEGAS DIRECT 1.0	2-4	LI12	90 - 120	OMEGAS DIRECT 1.0	GI25
KIT LPG 2-4C LI12 OMEGAS DIRECT 1.0	2-4	LI10	140 - 160	OMEGAS DIRECT 1.0	GI25